



INSTALLATION AND CONFIGURATION MANUAL

IMPORTANT YOU MUST READ AND AGREE TO THE TERMS AND CONDITIONS OF THE LICENSE BEFORE CONTINUING WITH THIS PROGRAM INSTALL.

APPS 365 LTD End-User License Agreement ("EULA") is a legal agreement between you (either an individual or a single entity) and APPS 365 LTD. For the APPS 365 LTD software product(s) identified above which may include associated software components, media, printed materials, and "online" or electronic documentation ("SOFTWARE PRODUCT"). By installing, copying, or otherwise using the SOFTWARE PRODUCT, you agree to be bound by the terms of this EULA. This license agreement represents the entire agreement concerning the program between you and APPS 365 LTD, (referred to as "licenser"), and it supersedes any prior proposal, representation, or understanding between the parties. If you do not agree to the terms of this EULA, do not install or use the SOFTWARE PRODUCT.



The SOFTWARE PRODUCT is protected by copyright laws and international copyright treaties, as well as other intellectual property laws and treaties. The SOFTWARE PRODUCT is licensed, not sold.

Current Version of Short URL for SharePoint

Name	Version Approved	Compatibility	Date
Short URL App	1.0.0.0	SharePoint Online	Aug 2025

Table of Contents

Introduction	6
SharePoint Short URL App Deployment.....	7
Adding Short URL Web Part	15
Short URL Lists	17

Introduction

SharePoint Short URL App allows the creation and use of vanity and shortcut hyperlinks within the SharePoint Environment.

The Short URL App provides you with a choice of sensible, secure domain names from which to create Short URL's. You are able to define which Domain is used as the default within your SharePoint environment and each of these separate domains will also work for any Short URL created against the default instance. Thus, you can share any of the domains with your Short URL and they will work!

Short URL App Domains:

- <https://surl.link>
- <https://surl.ms>
- <https://officeurl.com>
- <https://sharepointurl.com>

With SharePoint Short URL App you can create Short URL's directly from the command bar menu and/or any List/Library Items Context Menu. If a Short URL has already been created, you can instantly copy to the clipboard, email the link directly (the link will be opened in your email client), Share via QR Code and other Social Sharing options. Short URL's are stored in a regular SharePoint List (named 'ShortUrl') that is located in each Site that the Short URL App is installed. All Short URL's are processed on our Secure Servers, meaning we handle the resource load externally from SharePoint.

Short URL App Feature Overview:

Create Short URLs for any SharePoint page, list item, document, view, or external link.

- Unlimited shortened hyperlinks (up to 3 with the free version)
- Quick access via item's context menu and ribbon menu
- Launch your email client with the short URL pre-filled
- Set expiry dates for time-limited hyperlinks
- Choose redirect type: 301 or 307
- View detailed analytics: countries, top referrers, browsers, and operating systems
- Generate QR codes for your short URLs
- Share easily on social media platforms
- Add password protection to short URLs
- Set a maximum number of uses for each short URL
- Supports Office Web Apps short URLs
- Simple and user-friendly — no training required, boosts productivity
- Choose a secure domain (https://) for redirection

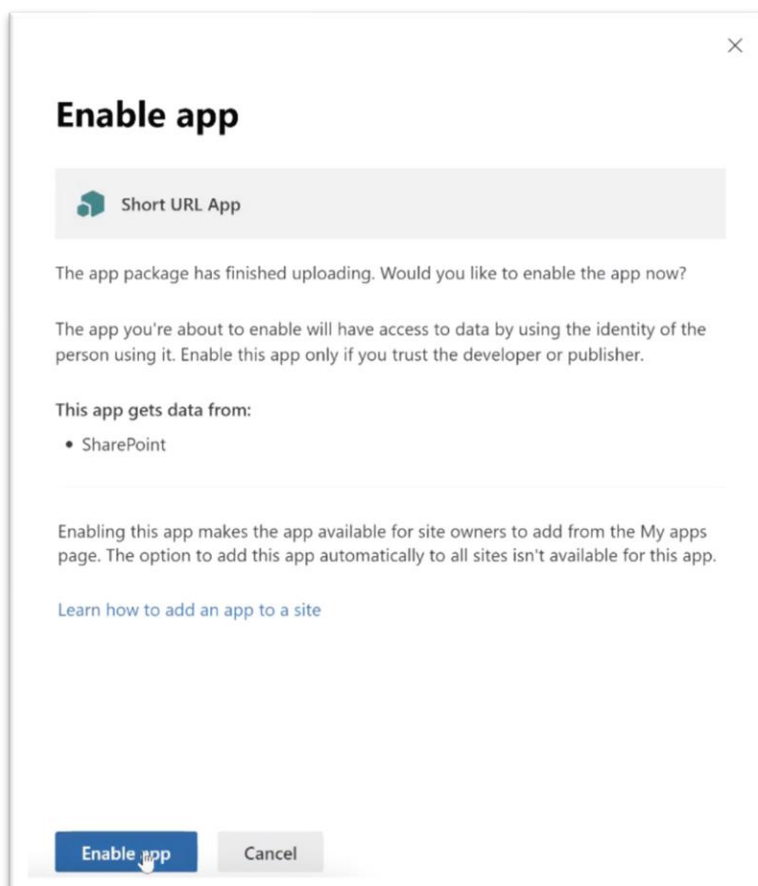
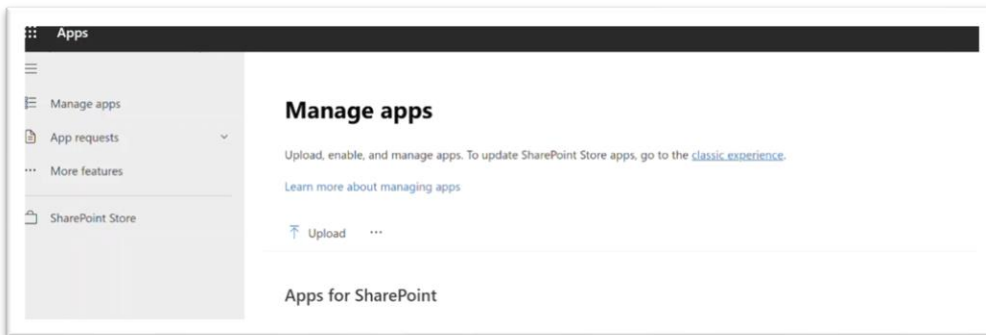
To find out more information and how to enable the App to create your own custom Short URL's please [click here for more details.](#)

SharePoint Short URL App Deployment

Visit the following URL to access your site's app catalog: -

<https://yourtenant.sharepoint.com/sites/appcatalog/AppCatalog/Forms/AllItems.aspx>

Once there, click the **Upload** option and select your **.sppkg** file to add it.

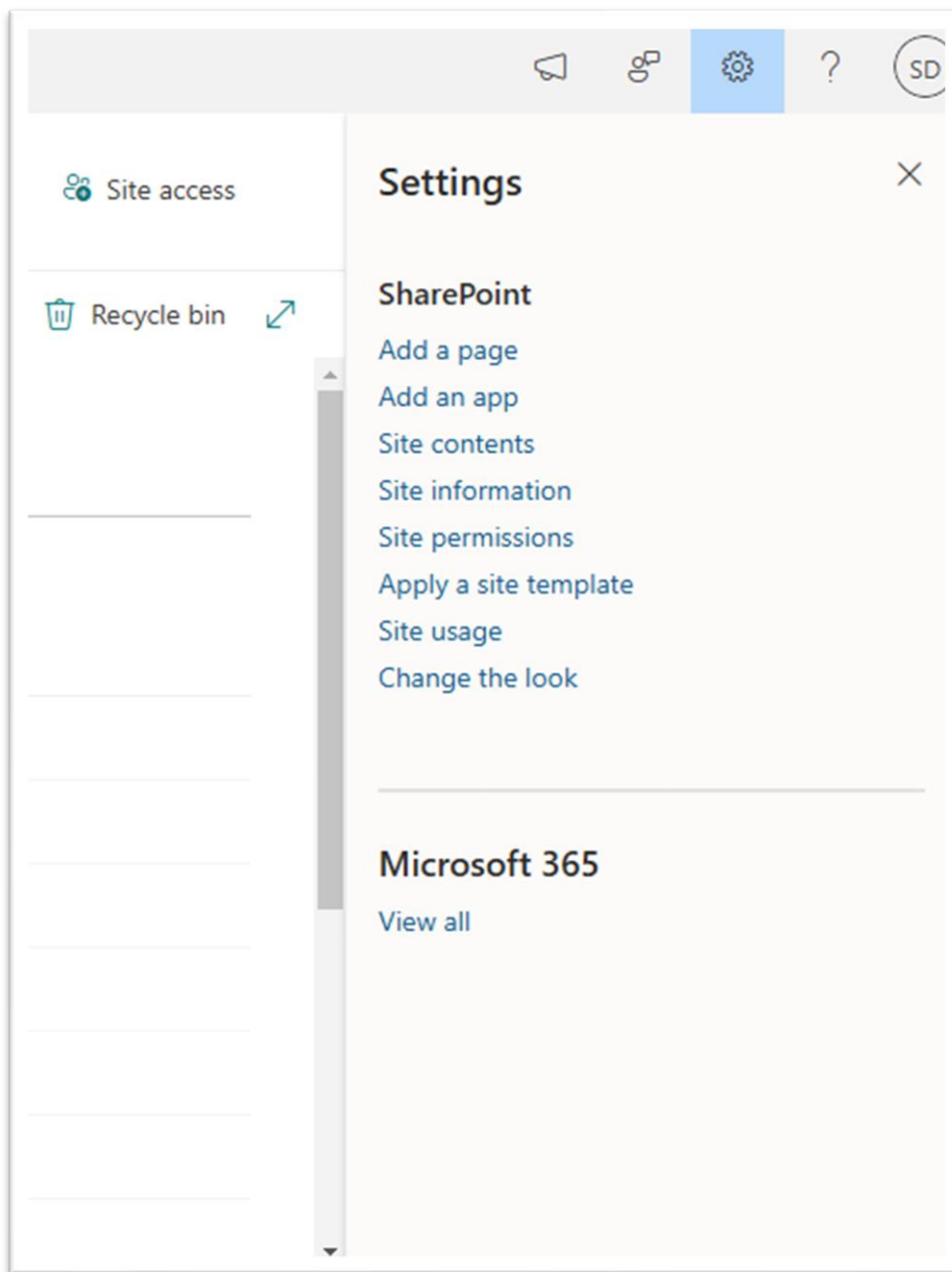


After clicking the **OPEN** button, another pop-up will appear with an option to **Enable App**. Choose the option.

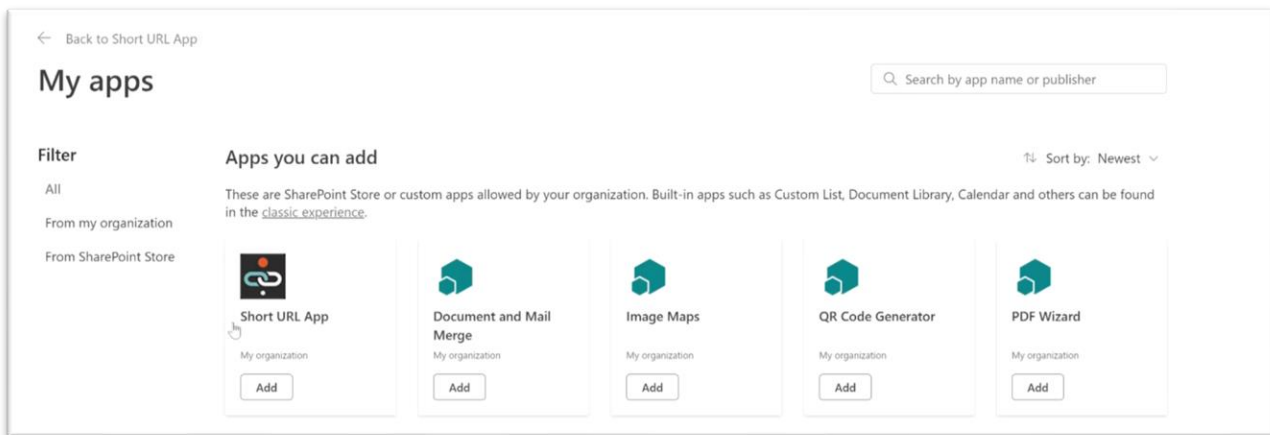
Once the app is enabled, navigate to **Site Contents** of the site where you want to add the app.



On the **Site Contents** page, click on the **gear icon** in the top-right corner, then select **Add an app**.



In the screenshot below, you can see the **Short URL** app with an **Add** option. Click on the **Add** button to install the app on your site.



Now, return to your **Site Contents** page. You will see that the app has been successfully added, appearing in the list of available apps.

License Key Not Detected

If no valid license key is found, the app will display an error message, as shown in the screenshot below.

Short URL
×

[Create Short URL](#)
[My Short URL List](#)
[QR Code Generator](#)

Short URL Name *

The following unique Short URL Name has been generated for you. (To replace this with a custom Short URL Name an App Key is required - [click here](#) for details)

Full URL (Destination Link) *

Short URL Description

Short URL Expiry Date

☐ Enable password

Total Uses

Redirect Type

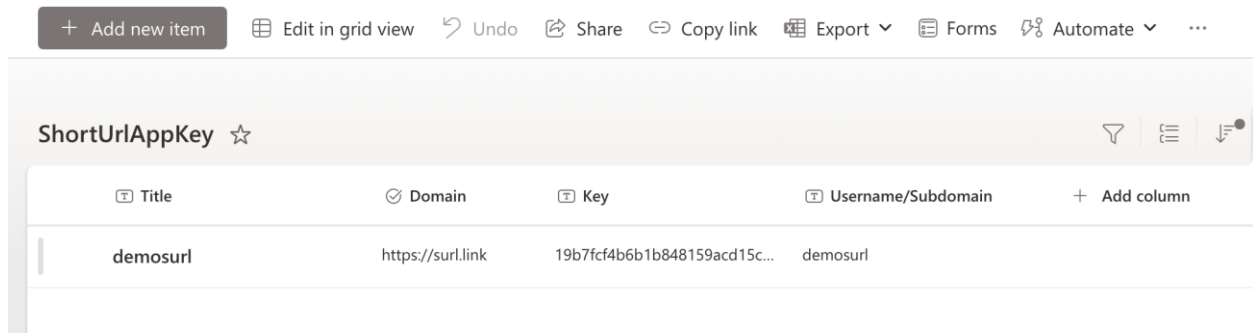
Short URL Owner : Piyush@apps365.ltd

Use Short URL with your domain by entering your APP Key and Username [Here](#). No APP Key and Username? [Register Now](#) to link your domain and get one.

To resolve this, you'll need to register your license key by clicking on "Register Now" in the error prompt.[<https://www.shorturlapp.com/getappkey.php>]

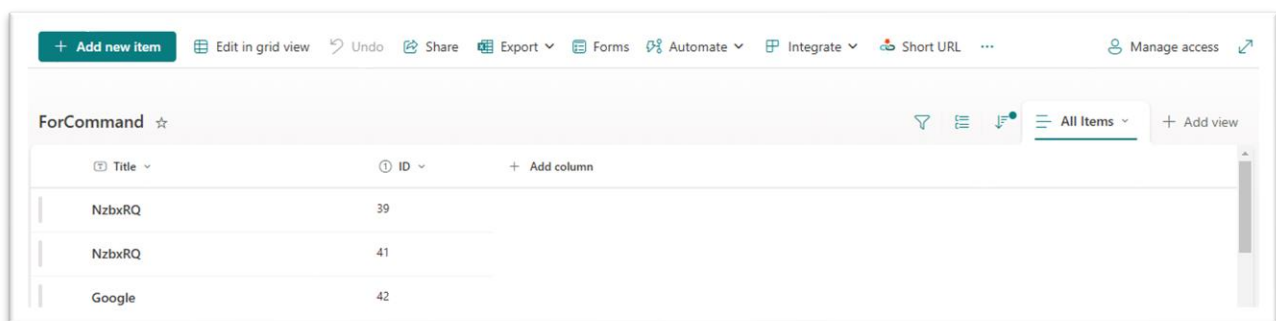
Short URL App Key List:

<https://yourtenant.sharepoint.com/sites/yoursite/Lists/ShortUrlAppKey/AllItems.aspx>



Now, navigate to the **Lists and Libraries** of the site where you added the Short URL app. Refresh the page once, and you'll see the **Short URL** option appear in both the command bar and the context menu, as shown in the screenshots below.

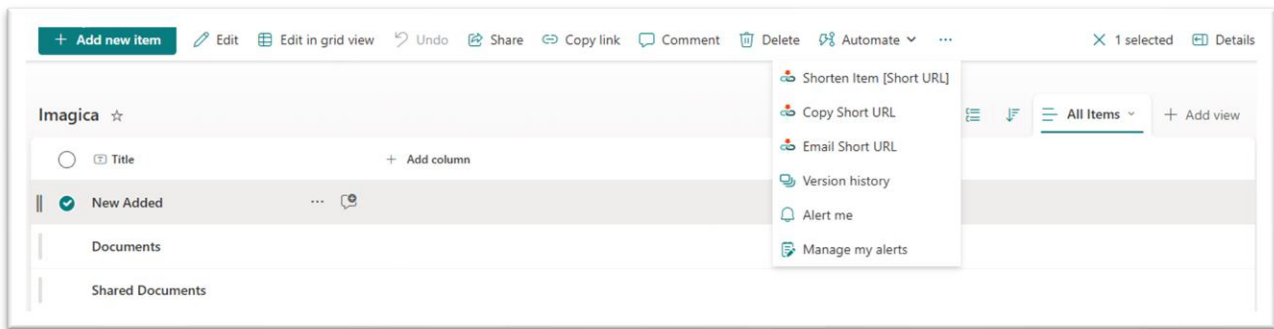
When no item is selected in the list, the option displayed is "**Short URL**".



When an item is selected in the list, the following options will appear:

- **Shorten Item**
- **Copy Short URL**
- **Email Short URL**

These options will be available in both the **command bar** and **context menu**, as shown in the screenshots below.



When no item is selected, the **full URL** displayed is the **current URL** of the list or library page.

Short URL
×

[Create Short URL](#)
[My Short URL List](#)
[QR Code Generator](#)

Short URL Name *

Enter a custom Short URL Name or use the unique Short URL Name that has been generated for you.

Full URL (Destination Link) *

Short URL Description


Short URL Expiry Date

☐ Enable password

Total Uses

Redirect Type

When an item is selected, the **full URL** displayed is the **URL of the selected item**.


Short URL
×

[Create Short URL](#)
[My Short URL List](#)
[QR Code Generator](#)

Short URL Name *

Enter a custom Short URL Name or use the unique Short URL Name that has been generated for you.

Full URL (Destination Link) *

Short URL Description


Short URL Expiry Date

☐ Enable password

Total Uses

Redirect Type

In the **My Short URL List** tab, all the created **short URLs** will be displayed along with their **expiry dates** and available **actions**.


Short URL
×

[Short URL](#)
[My Short URL List](#)
[QR Code Generator](#)

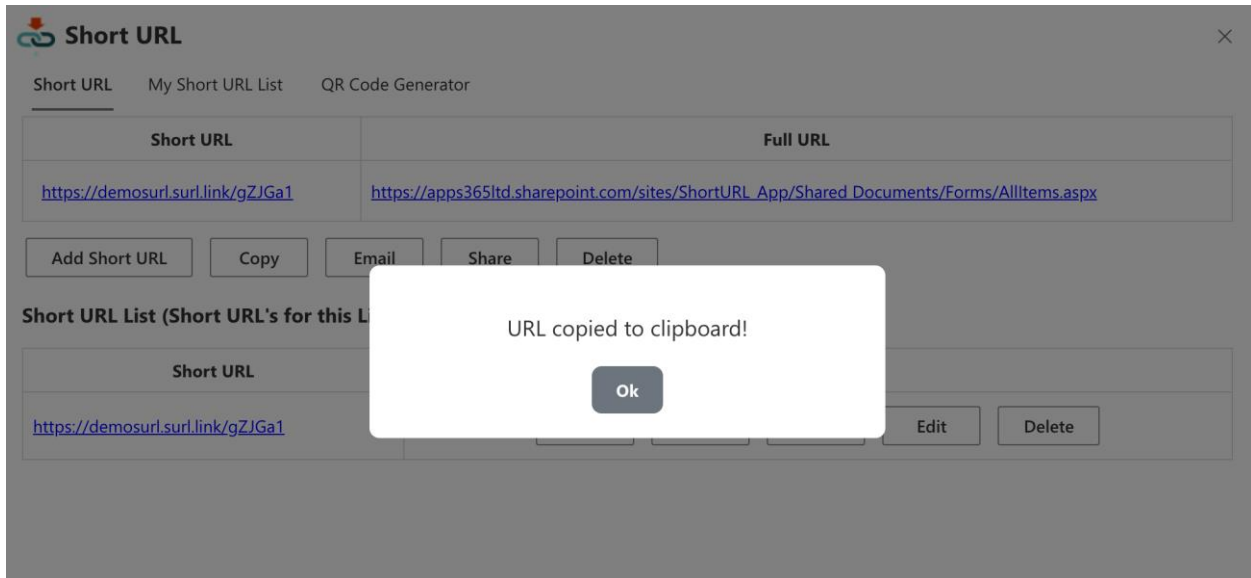
Short URL	Full URL
https://demosurl.surl.link/gZJGa1	https://apps365ltd.sharepoint.com/sites/ShortURL_App/Shared Documents/Forms/AllItems.aspx

Short URL List (Short URL's for this Link)

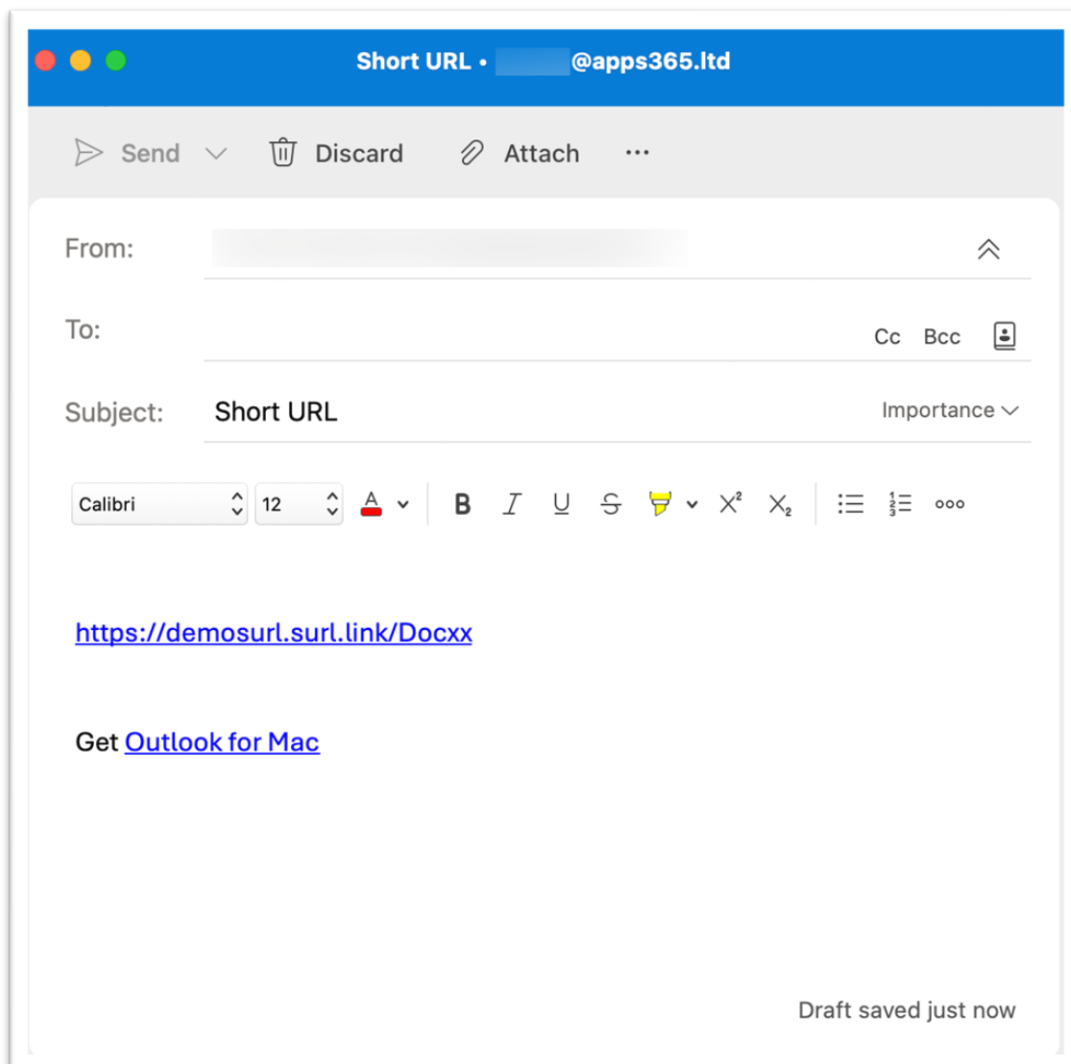
Short URL	Actions
https://demosurl.surl.link/gZJGa1	<input type="button" value="Copy"/> <input type="button" value="Email"/> <input type="button" value="Share"/> <input type="button" value="Edit"/> <input type="button" value="Delete"/>

Please refer to the screenshots below to see the functionality in action.

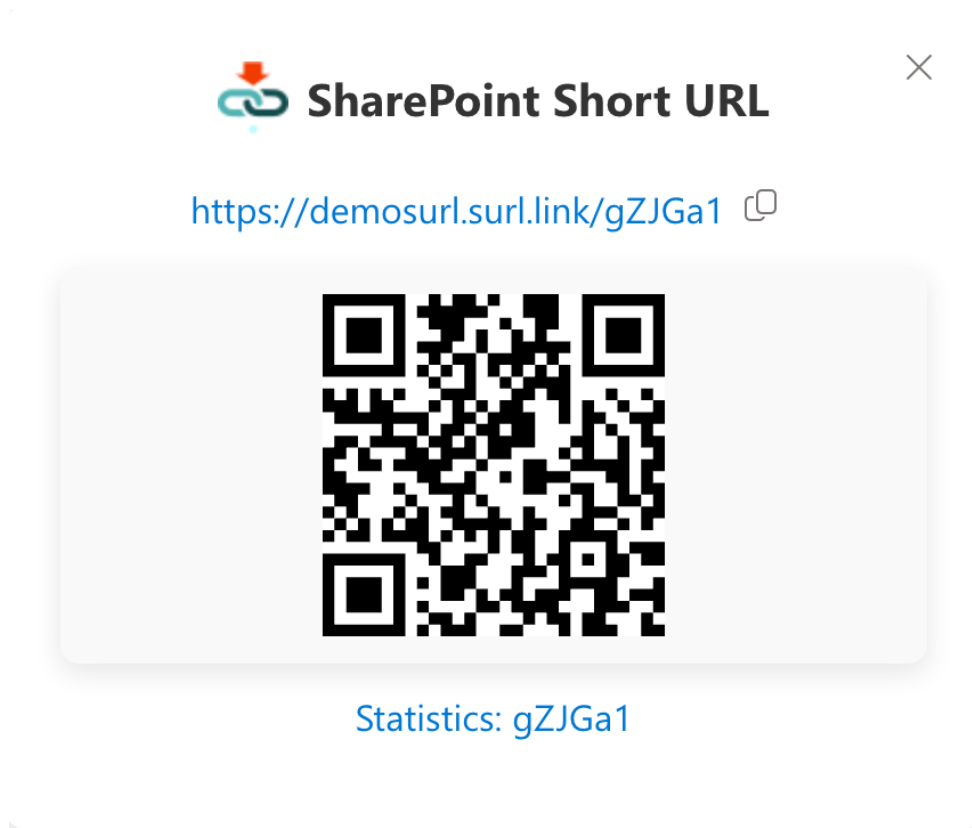
When you click on the **Copy** option, the **Short URL** is copied to the clipboard, and a **pop-up notification** will appear confirming the action.



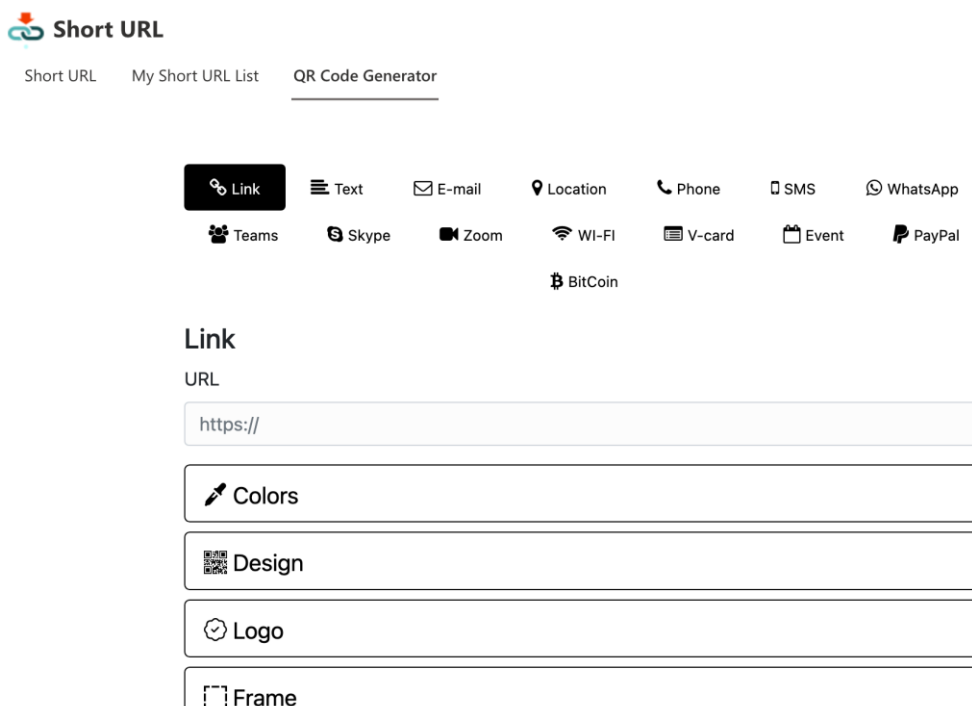
When you click on **Email**, an email window will open, automatically populating the message with the respective **Short URL**.



When you click on the **Share** button, a modal will appear displaying the **QR code** and **Statistics** related to the Short URL, as shown in the screenshot below.



The third tab contains the **QR Code Generator**, allowing you to generate QR codes for URLs as needed.



In the **Create Short URL** tab, when a user clicks the **Save** button to generate a short URL, the system first checks for licensing.

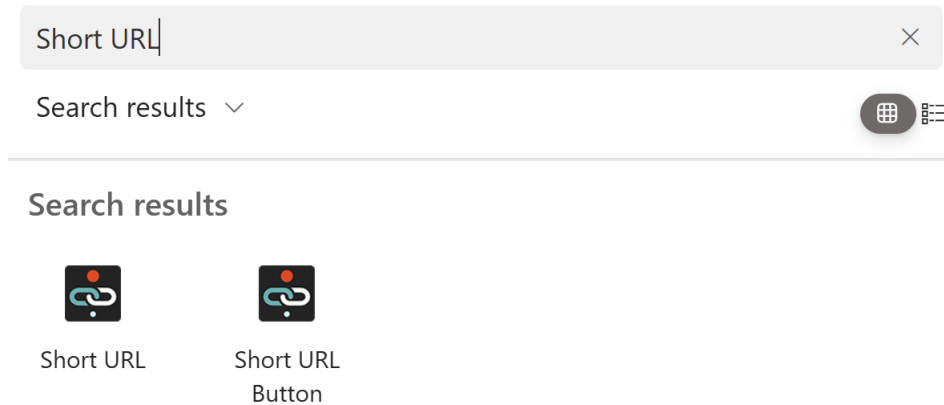
- If the user is on the **trial version**, they can create only **three** short URLs.
- After reaching the limit, if they attempt to create a new one, a **pop-up message** will appear prompting them to upgrade.

The screenshot shows the 'Short URL' application interface. At the top, there are three tabs: 'Create Short URL', 'My Short URL List', and 'QR Code Generator'. The 'Create Short URL' tab is active. Below the tabs, there are several input fields: 'Short URL Name' (containing 'Docs'), 'Full URL (Destination Link)' (containing a SharePoint URL), 'Short URL' (with a placeholder 'Enter a de...'), 'Short URL' (with a placeholder 'Select an...'), 'Password' (with a placeholder '.....'), 'Total Uses' (containing '0'), and 'Redirect Type' (a dropdown menu showing '301 (Moved Permanently)'). At the bottom, there are 'Save' and 'Cancel' buttons. A white pop-up message box is centered over the form, containing the text: 'Your Free Short URL Limit of (3) has been reached. Please visit <https://www.shorturlapp.com> to upgrade.' with an 'Ok' button.

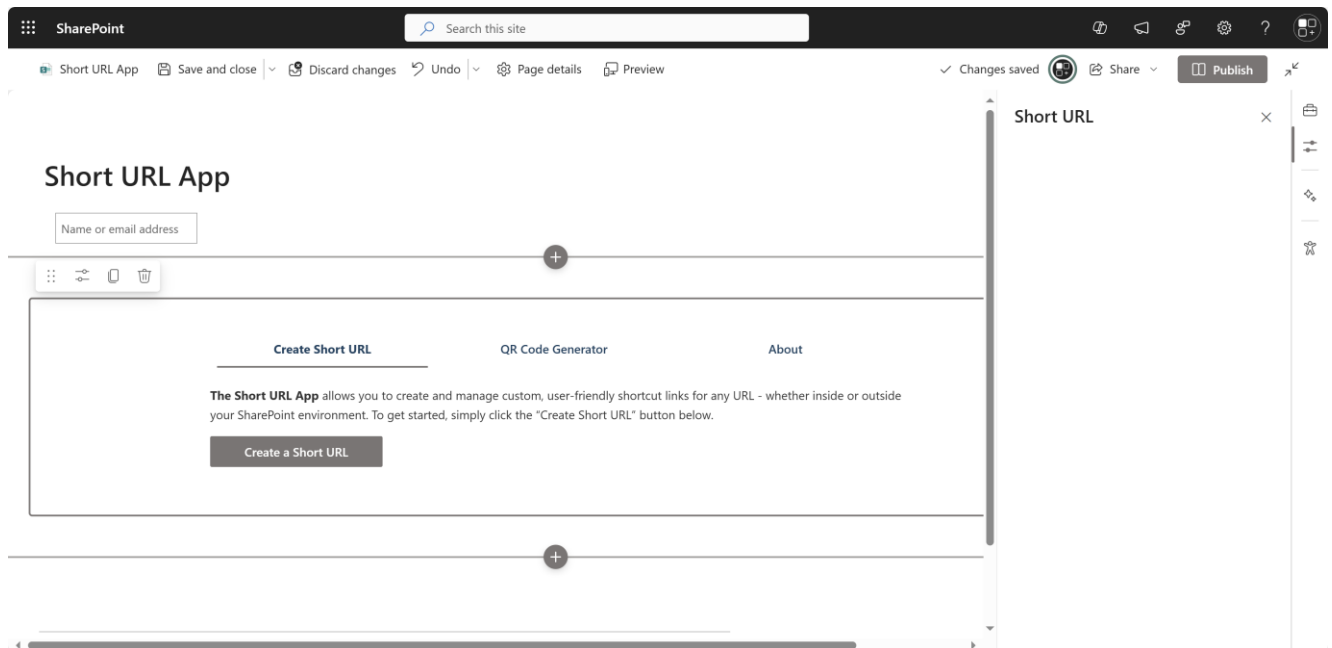
The above information covered the **Short URL options** available in the **list and library command bar and context menu**.

Adding the Short URL Web Part & Short URL Button

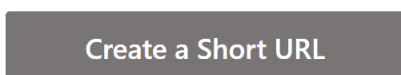
The Short URL App includes both the Short URL Web Part and the Short URL Button. The Web Part allows you to view and manage your Short URLs, access QR codes, and get information about the app - all in one place. To use it, simply search for the Short URL Web Part and add it to any page as needed. The Short URL Button can also be inserted on any page, offering instant access to create and use Short URLs with a single click.



Short URL



Short URL Button



When the user clicks on the **"Create a Short URL"** button, a panel will open displaying a **form** along with other **tabs** for additional options.

Short URL Lists

When the user deploys the solution on the site, **two hidden lists** are created. These lists are **not visible** on the **Site Contents** page, but the user can access them directly via their **URL**.

Short URLs List:

<https://yourtenant.sharepoint.com/sites/yoursite/Lists/ShortUrls/AllItems.aspx>

Short URL App Key List:

<https://yourtenant.sharepoint.com/sites/yoursite/Lists/ShortUrlAppKey/AllItems.aspx>

INSTALLATION AND CONFIGURATION MANUAL